



2" CHANNEL FRAME LOUVER SPECIFICATION SHEET



EXTRUDED ALUMINUM LOUVER

MODEL: 2-SRCF
STORM RESISTANT CHANNEL
FRAME LOUVER



APPLICATION

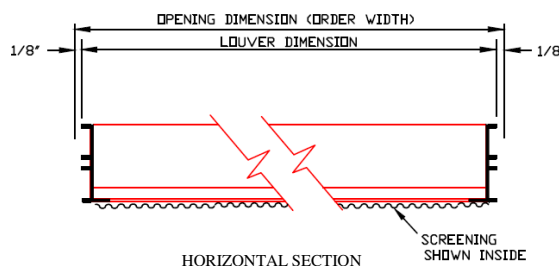
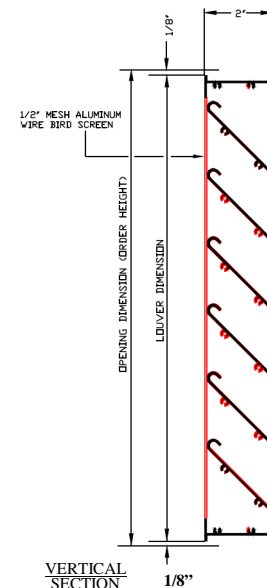
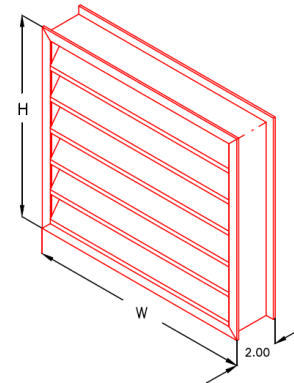
The 2-SRCF Stationary Louver is 2" deep with a Channel Frame. It is designed for the protection of high air intake and exhaust velocities in building exterior walls. The 2-SRCF is AMCA STD 500 approved.

SPECIFICATIONS

- Frame:** 0.062 thick extruded aluminum
6063-T5 mill finish
- Blade:** 0.062 thick extruded aluminum
6063-T5 mill finish
- Blade Spacing:** Approximately 2-1/2" center to center
(except at head and sills)
- Fasteners:** # 6 x 3/4" tek screws
- Blade Angle:** 45°
- Screen:** Bird screen
1/2" x 1/2" galvanized steel
- Flange:** 1-1/4"

OPTIONS

- Insect Screen 1/16" x 1/16" Aluminum
- Bird Screen 1/2" x 1/2" Aluminum
- Stainless Steel Frame, Steel Frame, Copper Frame
- Finish:** Clear Anodized
Bronze Anodized
Powder Coat Paint
Baked Enamel Paint



231 Commerce Dr. Montgomeryville, PA 18936
Tel: 215-412-4445 Fax: 215-412-4409
Email: lloydind@firedamper.com

138 Industrial Loop West, Orange Park, FL 32073
Tel: 904-541-1655 Fax: 904-541-1657
Email: lloydind1@firedamper.com

B1, 4/F., Luen Ming Hing Factory Building
36 Mok Cheong St.,
To Kwa Wan, Kowloon, H. K.
Tel: 852-2760-4188 Fax: 852-2760-4177
Email: tatanlexyim@lloydasia.com



*ALL STATED SPECIFICATIONS ARE SUBJECT TO UPDATE WITHOUT NOTICE OR OBLIGATION.

