



# 6" FLANGE FRAME LOUVER SPECIFICATION SHEET



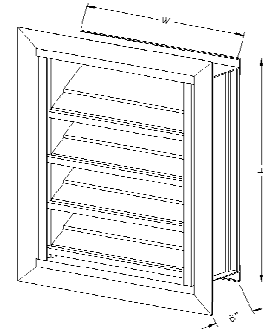
## EXTRUDED ALUMINUM LOUVER

**MODEL: 6-DLF**  
**6" DEPTH DRAINABLE FLANGED**  
**FRAME LOUVER**



### APPLICATION

The 6-DLF is a 6" deep drainable flanged frame louver designed for protection of higher air intake and exhaust velocities openings in building exterior walls. The blade design for 6-DLF performs better to channel water to the jambs which then directs the water to escape at the sill.

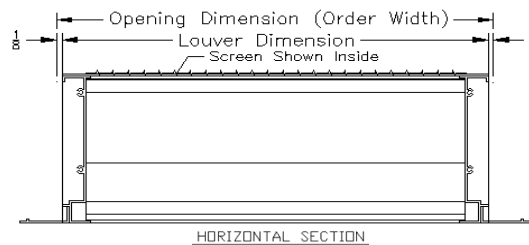
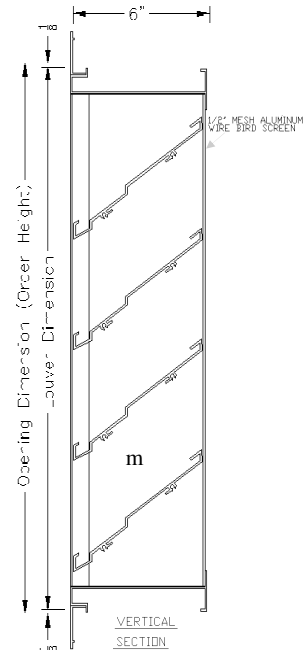



### SPECIFICATIONS

- Frame:** 0.081 thick extruded aluminum  
6063-T5 mill finish
- Blade:** 0.081 thick extruded aluminum  
6063-T5 mill finish
- Blade Spacing:** Approximately 4-3/4" center to center  
(except at head and sills)
- Fasteners:** 10" x 3/4" tek screws
- Blade Angle:** 35°
- Screen:** Bird screen  
1/2"x1/2" galvanized steel
- Flange:** 1-1/4"

### OPTIONS

- Insect Screen 1/16" x 1/16" Aluminum
- Bird Screen 1/2" x 1/2" Aluminum
- Finish: Clear Anodized
- Bronze Anodized
- Powder Coat Paint
- Baked Enamel Paint



231 Commerce Dr. Montgomeryville, PA 18936  
Tel: 215-412-4445 Fax: 215-412-4409  
Email: lloydind@firedamper.com

138 Industrial Loop West, Orange Park, FL 32073  
Tel: 904-541-1655 Fax: 904-541-1657  
Email: lloydind1@firedamper.com

B1, 4/F., Luen Ming Hing Factory Building  
36 Mok Cheong St.,  
To Kwa Wan, Kowloon, H. K.  
Tel: 852-2760-4188 Fax: 852-2760-4177  
Email: tatanlexyim@lloydasia.com



\*ALL STATED SPECIFICATIONS ARE SUBJECT TO UPDATE WITHOUT NOTICE OR OBLIGATION.

Lloyd Industries Inc. 2017

