



6" DRAINABLE FRAME LOUVER SPECIFICATION SHEET



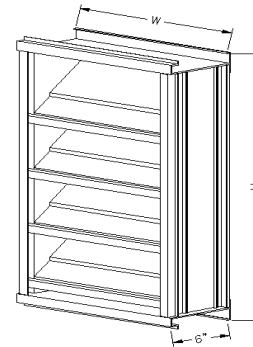
EXTRUDED ALUMINUM LOUVER

MODEL: 6-DL
6" DEPTH DRAINABLE
FRAME LOUVER



APPLICATION

The 6-DL is a 6" deep drainable louver designed for protection of higher air intake and exhaust velocities openings in building exterior walls. The blade design for the 6-DL performs better to channel water to the jambs which then directs the water to escape at the sill.

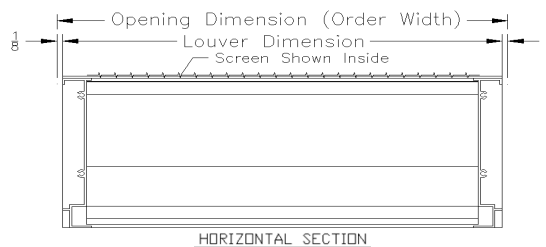
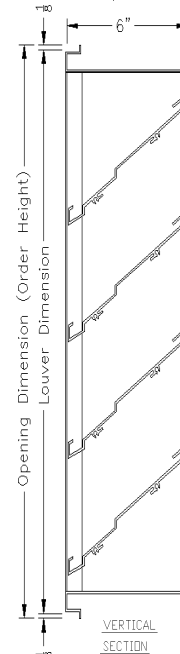



SPECIFICATIONS

- Frame:** 0.081 thick extruded aluminum
6063-T5 mill finish
- Blade:** 0.081 thick extruded aluminum
6063-T5 mill finish
- Blade Spacing:** Approximately 4-3/4" center to center
(except at head and sills)
- Fasteners:** 10" x 3/4" tek screws
- Blade Angle:** 35°
- Screen:** Bird screen
1/2"x1/2" galvanized steel
- Flange:** 1-1/4"

OPTIONS

- Insect Screen 1/16" x 1/16" Aluminum
- Bird Screen 1/2" x 1/2" Aluminum
- Finish: Clear Anodized
Bronze Anodized
Powder Coat Paint
Baked Enamel Paint



231 Commerce Dr. Montgomeryville, PA 18936
Tel: 215-412-4445 Fax: 215-412-4409
Email: lloydind@firedamper.com

138 Industrial Loop West, Orange Park, FL 32073
Tel: 904-541-1655 Fax: 904-541-1657
Email: lloydind1@firedamper.com

B1, 4/F., Luen Ming Hing Factory Building
36 Mok Cheong St.,
To Kwa Wan, Kowloon, H. K.
Tel: 852-2760-4188 Fax: 852-2760-4177
Email: tatanlexyim@lloydasia.com



*ALL STATED SPECIFICATIONS ARE SUBJECT TO UPDATE WITHOUT NOTICE OR OBLIGATION.

