AIRGUIDE - JSPLT - CEILING DIFFUSER PERFORMANCE DATA

AIRGUIDE
LIFETIME AIR DISTRIBUTION ADVANTAGE

Performance Data

Model Series JS1, JS1OB, JS2, JS2OB, JS2CB, JS2CBOB, JS3, JS3OB, JS4, JS4OB, JSPLT, JSPLTFGB

Air Patterns - Square Economical Face Ceiling Diffusers

One Way	Two Way Opposite	Two Way Corner	Three Way	Four Way	Available Sizes
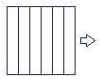	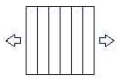	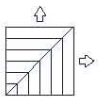	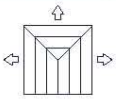	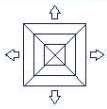	6" x 6" 8" x 8" **10" x 10" 12" x 12"** 14" x 14" 16" x 16" **18" x 18" 20" x 20"** 22" x 22" 24" x 24"

1. Available Finishes	2. Available Accessories	3. Construction Details
Standard Finish: White **Optional Finish:** Aluminum Custom Color	with screw holes	Units are shipped with screw holes as standard

CFM	Outlet Size	6 x 6	8 x 8	10 x 10	12 x 12	14 x 14	16 x 16	20 x 20	22 x 22	24 x 24
100	Neck Velocity Ps Throw	400 .004 12 17 14 12	225 .001 17 14 12 10	114 .001 14 12 10 9	100 .001 12 10 8 7					
200	Neck Velocity Ps Throw	800 .014 33 27 23 20	450 .004 27 22 19 16	288 .002 23 19 16 14	200 .001 21 17 14 12	147 .001 18 15 13 11				
300	Neck Velocity Ps Throw		675 .008 35 30 25 22	432 .004 35 30 25 22	300 .002 27 22 19 15	220 .001 24 20 17 15				
400	Neck Velocity Ps Throw		900 .019 47 39 32 29	576 .008 40 34 28 24	400 .004 35 30 25 22	294 .002 32 27 22 19				
600	Neck Velocity Ps Throw			864 .017 52 43 36 32	600 .008 43 36 30 26	441 .003 41 34 28 25	216 .001 30 25 21 19			
800	Neck Velocity Ps Throw				800 .018 57 48 40 35	588 .008 51 43 36 31	450 .005 47 39 32 29	288 .002 40 34 28 24	238 .001 35 29 24 21	200 .001 33 27 23 20
1000	Neck Velocity Ps Throw					735 .014 63 52 43 38	563 .009 57 48 40 35	360 .003 49 41 34 30	298 .002 40 34 28 25	250 .001 38 32 26 23
1200	Neck Velocity Ps Throw					882 .019 70 58 48 42	675 .012 64 53 44 39	432 .004 55 46 38 33	357 .002 46 38 32 28	300 .001 43 36 30 26
1400	Neck Velocity Ps Throw						787 .014 63 52 43 38	504 .005 60 50 41 36	417 .003 51 43 35 31	350 .002 48 40 33 29
1600	Neck Velocity Ps Throw						900 .020 76 63 52 46	576 .006 65 54 45 40	476 .005 61 51 42 37	400 .003 57 48 40 35
1800	Neck Velocity Ps Throw							648 .006 65 54 45 40	536 .011 78 65 54 48	450 .006 76 61 51 45
2000	Neck Velocity Ps Throw							720 .007 70 58 48 42	595 .008 70 58 48 42	500 .004 66 55 45 40
2200	Neck Velocity Ps Throw							792 .014 79 66 55 48	655 .009 47 62 51 45	550 .005 70 58 48 42

Performance Notes:
All data are tested in accordance with ANSI/ASHRAE 70-1991

Definition of Units:

Neck Velocity - The neck velocity is in feet per minute (fpm).
Ps - Static pressure = Pt - Pv (inches of water column).
Throw - Throws indicated are based on total number of feet of projected air when a terminal velocity of 50 fpm is reached. Numbers reported in chart are, from left to right, for 1,2,3, and 4-way throw patterns.