

VENTS-US - VK SERIES- INLINE FAN INSTALLATION GUIDE




Installation Guide

INLINE CENTRIFUGAL FAN

VK 100
VK 125
VK 150
VK 200
VK 250
VK 315



Tools required



Pencil



Drill
Ø 6 mm



Screwdriver



Dowel 4 pcs
NTW 6/35




Screws 4 pcs
4/35

VK: basic model.

U: modification with a speed controller and electronic thermostat, integrated temperature sensor and power cable with a plug.

P: modification with a speed controller and power cable with a plug.

Radon: modification with a sealed casing.



www.vents-us.com

Vents-US
400 Murray Road, Cincinnati, OH 45217, USA
Tel: 1-888-640-0925, 513-583-5786, Fax: 513-268-4597
E-mail: support@ventsus.com

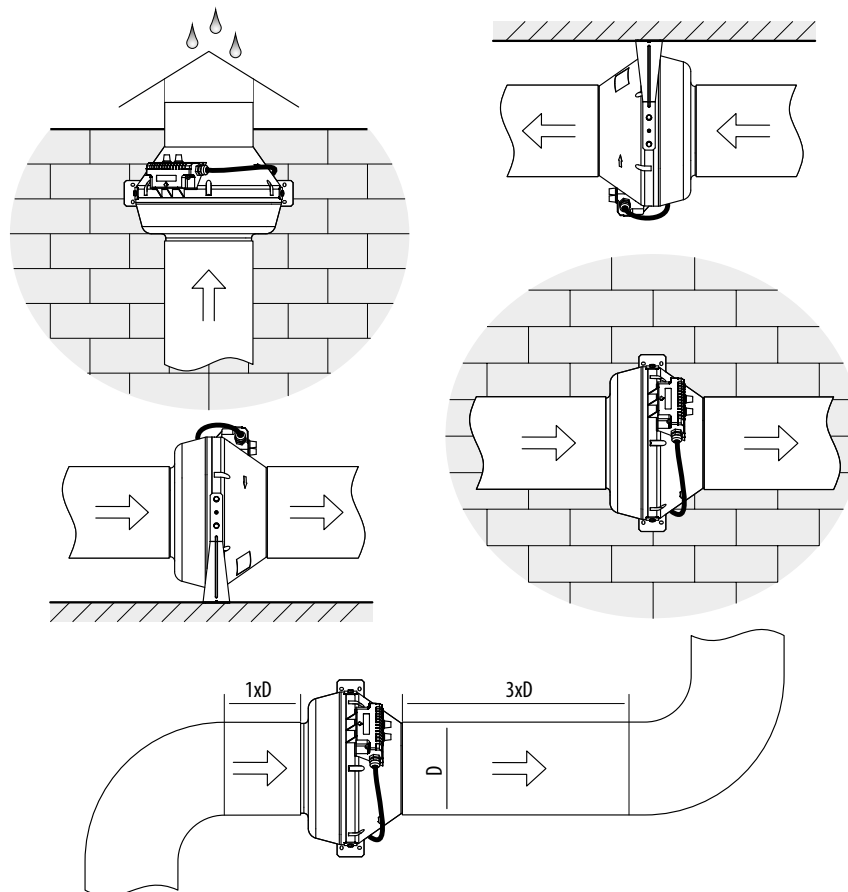
MIU_10_(VK)EN-01

VENTS-US - VK SERIES- INLINE FAN INSTALLATION GUIDE




TYPICAL FAN INSTALLATION

- The fans are designed for duct mounting in any point of the ventilation system with the casing mounted at any angle.
- In case of vertical mounting a protective outer hood must be installed on the top.
- Fixation to the floor wall or ceiling is performed with the supplied mounting brackets.



To attain the best performance of the ventilation system and to minimize turbulence-induced air pressure losses while mounting connect a straight air duct section on both sides of the unit. Minimum straight air duct length:

- equal to 1 air duct diameter on intake side;
- equal to 3 air duct diameters on outlet side.



www.vents-us.com

Vents-US
400 Murray Road, Cincinnati, OH 45217, USA
Tel: 1-888-640-0925, 513-583-5786, Fax: 513-268-4597
E-mail: support@ventsus.com

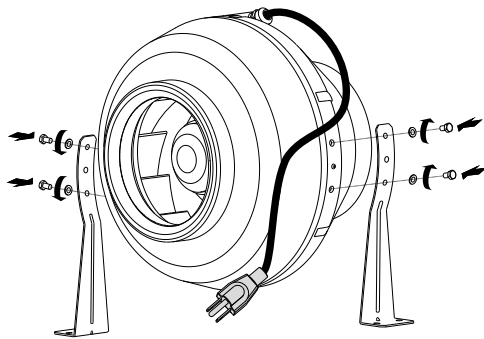
MIU_10_(VK)EN-01

VENTS-US - VK SERIES- INLINE FAN INSTALLATION GUIDE

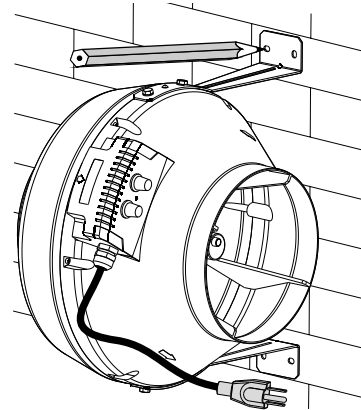


FAN INSTALLATION

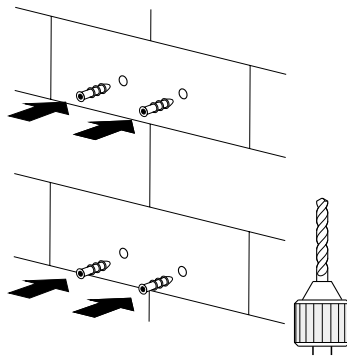
1. Присоедините кронштейны к корпусу



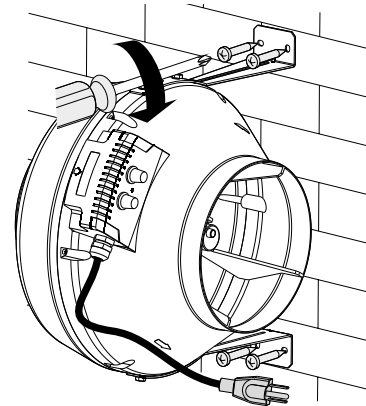
2. Mark fastening holes




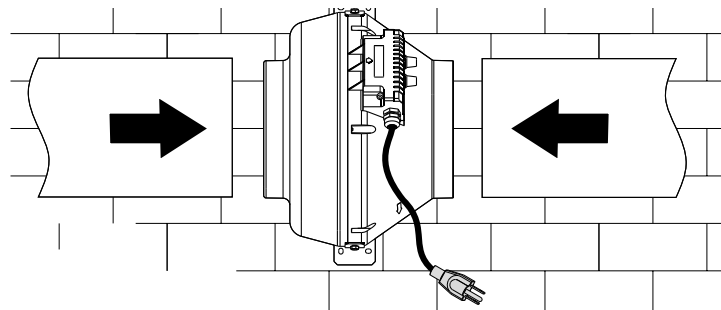
3. Drill fastening holes



4. Fix the fan



5. Connect air ducts



www.vents-us.com

Vents-US
400 Murray Road, Cincinnati, OH 45217, USA
Tel: 1-888-640-0925, 513-583-5786, Fax: 513-268-4597
E-mail: support@ventsus.com

MIU_10_(VK)EN-01

VENTS-US - VK SERIES- INLINE FAN INSTALLATION GUIDE

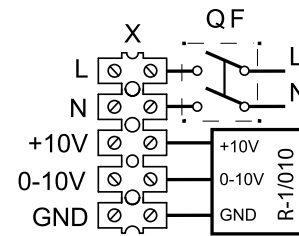
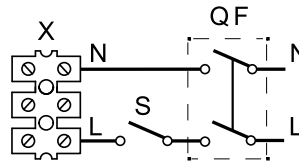
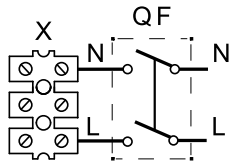


FAN CONNECTION


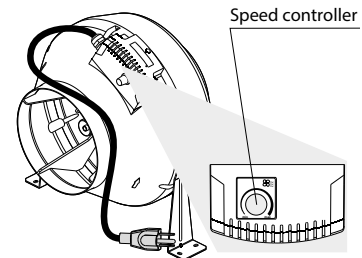
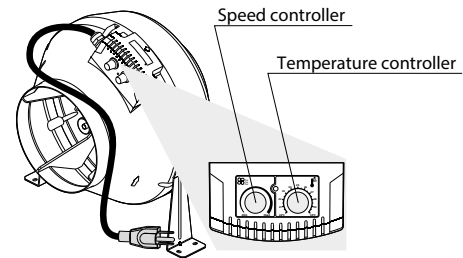
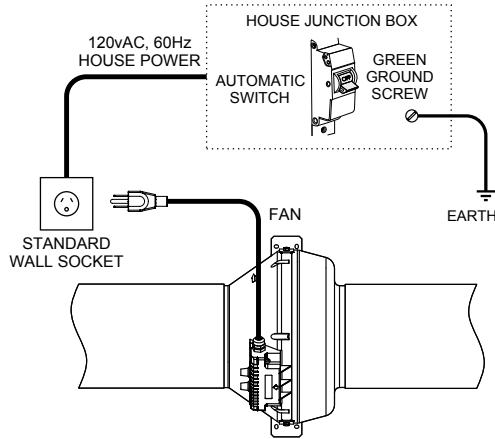
VK 100/125/150/200/250/315

VK

VK EC



VK 100/125/150/200/250/315 U / P/ Radon



www.vents-us.com

Vents-US
400 Murray Road, Cincinnati, OH 45217, USA
Tel: 1-888-640-0925, 513-583-5786, Fax: 513-268-4597
E-mail: support@ventsus.com

MIU_10_(VK)EN-01